




C2717a - KINGS CHRISTIAN COLLEGE - REEDY CREEK - GLAS & STUDENT SERVICES KCC49 C2717a-0002(B).xls

ELECTRICAL EQUIPMENT SCHEDULE

REVISION B - 29 JULY 2024

THE EQUIPMENT SUPPLIER CONTACT DETAILS MAY BE AVAILABLE ON THE EDG WEBSITE VIA THE FOLLOWING LINK
www.edg.net.au/links.html


TYPE	LAMPS	DESCRIPTION	COLOUR / ACCESSORY	CATALOGUE No	REV
L1	34W 4000K LED	600 X 600 LAY IN FLAT PLATE LED FITTING C/W REMOTE DRIVER MOUNTED IN A FLUSH RECESSED PB MOUNTING KIT	WHITE TRIM	GAMMA ILLUMINATION AXIS 1548-4K-34W C/W FLUSH RECESS PB KIT	A
L2	34W 4000K LED	300 X 1200 LAY IN FLAT PLATE LED FITTING C/W REMOTE DRIVER AND RECESSED PB KIT	WHITE TRIM	GAMMA ILLUMINATION AXIS 1549-4K-34W C/W FLUSH RECESS PB KIT	A
L3	22W 4000K LED	RECESSED 52 DEG BEAM DOWNLIGHT C/W REMOTE DRIVER	WHITE TRIM	GAMMA ILLUMINATION COBALT 1402-4K-22W	A
L4	20W LED 4000K	600 LONG SURFACE MOUNTED IP65 DIFFUSED BATTEN C/W INTEGRAL ELECTRONIC CONTROL GEAR AND PRESENCE DETECTION SENSOR	LIGHT GREY	GAMMA ILLUMINATION STORM 1557-CCT-20W-4K-MS	A
L5	36W LED 4000K	1200 LONG SURFACE MOUNTED IP65 DIFFUSED BATTEN C/W INTEGRAL ELECTRONIC CONTROL GEAR AND PRESENCE DETECTION SENSOR	LIGHT GREY	GAMMA STORM 1558-CCT-36W-MS	A
L6	28W 4000K LED	SURFACE MOUNTED EXTERNAL BUNKER FITTING C/W INTEGRAL DRIVER	BLACK	GAMMA ILLUMINATION 1354-4K-28W	A
L7	26W 4000K LED	600 X 600 LAY IN FLAT PLATE LED FITTING C/W REMOTE DRIVER AND RECESSED PB KIT	WHITE TRIM	GAMMA ILLUMINATION AXIS 1548-4K-26W PB RECESS KIT	A
L8	22W 4000K LED	SURFACE MOUNTED DOWNLIGHT C/W REMOTE DALI DIMMABLE DRIVER	WHITE	GAMMA ILLUMINATION 1326 TONDO-162 1326-4K-22W	B
L9	8W 4000K LED	RECESSED 47 DEG BEAM DOWNLIGHT C/W REMOTE DRIVER	WHITE TRIM	GAMMA ILLUMINATION MYLO 1004-WFL-4K-8W	A
L10	22W 4000K LED	RECESSED 52 DEG BEAM DOWNLIGHT C/W REMOTE DRIVER	WHITE TRIM	GAMMA ILLUMINATION COBALT 1402-4K-22W	A



C2717a - KINGS CHRISTIAN COLLEGE - REEDY CREEK - GLAS & STUDENT SERVICES KCC49 C2717a-0002(B).xls
ELECTRICAL EQUIPMENT SCHEDULE

REVISION B - 29 JULY 2024

THE EQUIPMENT SUPPLIER CONTACT DETAILS MAY BE AVAILABLE ON THE EDG WEBSITE VIA THE FOLLOWING LINK www.edg.net.au/links.html					
TYPE	LAMPS	DESCRIPTION	COLOUR / ACCESSORY	CATALOGUE No	REV
L11	22W 4000K LED	RECESSED 52 DEG BEAM DOWNLIGHT C/W REMOTE DRIVER	WHITE TRIM	GAMMA ILLUMINATION COBALT 1402-4K-22W	A
L12	34W 4000K LED	600 X 600 LAY IN FLAT PLATE LED FITTING C/W REMOTE DALI DIMMABLE DRIVER MOUNTED IN A FLUSH RECESSED PB MOUNTING KIT	WHITE TRIM	GAMMA ILLUMINATION AXIS 1548-4K-34W DALI C/W FLUSH RECESS PB KIT	A
L13	A SINGLE HORIZONTAL RUN OF LED STRIP LIGHT 4000K WHITE LEDS AT 12MM SPACING WITH REMOTE CONTROL GEAR. MOUNT THE LED STRIP UNDER THE OVERHEAD CUPBOARDS HARD AGAINST THE SPLASHBACK AS PER THE ARCHITECTURAL JOINERY DETAILS THE SUPPLIER IS TO CUT / JOIN THE LED STRIPS TO SUIT THE SITE DIMENSIONS. DO NOT CUT THE LED STRIPS ON SITE SCREW FIX THE ALUMINIUM SUPPORT IN PLACE.			NEON PRODUCTS AUSTRALIA LF-DFB-NW-300-12 + PR-LIN172153-F	A
L14	A SINGLE HORIZONTAL RUN OF LED STRIP LIGHT 4000K WHITE LEDS AT 12MM SPACING WITH REMOTE CONTROL GEAR. MOUNT THE LED STRIP WITHIN THE SEAT SKIRTING RECESS AS PER THE ARCHITECTURAL JOINERY DETAILS THE SUPPLIER IS TO CUT / JOIN THE LED STRIPS TO SUIT THE SITE DIMENSIONS. DO NOT CUT THE LED STRIPS ON SITE SCREW FIX THE ALUMINIUM SUPPORT IN PLACE. ENSURE THE DIFFUSER IS SECURED SUCH THAT IT CAN ONLY BE REMOVED VIA THE USE OF A TOOL. LOCATE THE DRIVER / POWER SUPPLY IN A CONCEALED ACCESSIBLE POSITION.			NEON PRODUCTS AUSTRALIA LF-DFB-NW-300-12 + PR-LIN172153-F	A
L15	20W LED 4000K	600 LONG SURFACE MOUNTED IP65 DIFFUSED BATTEN C/W INTEGRAL ELECTRONIC CONTROL GEAR	LIGHT GREY	GAMMA ILLUMINATION STORM 1557-CCT-20W-4K	A
L16	36W LED 4000K	1200 LONG SURFACE MOUNTED IP65 DIFFUSED BATTEN C/W INTEGRAL ELECTRONIC CONTROL GEAR	LIGHT GREY	EQUAL TO GAMMA STORM 1558-CCT-36W	A
E1	LED	EMERGENCY LIGHT: RECESSED NON-MAINTAINED EMERGENCY LIGHT. AS2293 CLASSIFICATION C0-D40 - C90-D40.	WHITE	STANILITE SF1LEDP	A
E2	LED	EMERGENCY LIGHT: SURFACE MOUNTED NON-MAINTAINED EMERGENCY LIGHT. AS2293 CLASSIFICATION C0-D40 - C90-D40.	WHITE	STANILITE ECOSPITFIREBOX	B
EX	LED	EXIT LIGHT: MAINTAINED 24M VIEWING DISTANCE EXIT LIGHT C/W DIFFUSERS & DIRECTIONAL ARROWS AS SHOWN. CEILING OR WALL MOUNT BETWEEN 2100mm & 2700mm AFFL IF THERE IS NO VERTICAL SURFACE TO MOUNT THE FITTING ON WITHIN THIS RANGE CONFIRM THE MOUNTING HEIGHT WITH THE ENGINEER. AS2293 CLASSIFICATION C0-D8 - C90-E3.2.	WHITE	STANILITE PQFLEDP	A



ELECTRICAL DESIGN GROUP

ELECTRICAL BUILDING SERVICES CONSULTANTS

P.O. Box 15, SHERWOOD Q. 4075

Phone: (07) 3278 4375

Website: www.edg.net.au Email: brisbane@edg.net.au


C2717a - KINGS CHRISTIAN COLLEGE - REEDY CREEK - GLAS & STUDENT SERVICES KCC49 C2717a-0002(B).xls

ELECTRICAL EQUIPMENT SCHEDULE

REVISION B - 29 JULY 2024

THE EQUIPMENT SUPPLIER CONTACT DETAILS MAY BE AVAILABLE ON THE EDG WEBSITE VIA THE FOLLOWING LINK
www.edg.net.au/links.html

TYPE	LAMPS	DESCRIPTION	COLOUR / ACCESSORY	CATALOGUE No	REV
EX WP	LED	EXIT LIGHT: MAINTAINED 24M VIEWING DISTANCE EXIT LIGHT C/W DIFFUSERS & DIRECTIONAL ARROWS AS SHOWN. CEILING OR WALL MOUNT BETWEEN 2100mm & 2700mm AFFL IF THERE IS NO VERTICAL SURFACE TO MOUNT THE FITTING ON WITHIN THIS RANGE CONFIRM THE MOUNTING HEIGHT WITH THE ENGINEER. AS2293 CLASSIFICATION C0-D1.25 - C90-c1.25	WHITE	STANILITE PWEXLEDP1	A
EMERGENCY PACK		LIGHT FITTINGS THAT ARE DESIGNATED AS BEING PROVIDED WITH AN EMERGENCY PACK ARE TO BE PROVIDED WITH AN INTEGRAL AS2293 EMERGENCY PACK. THE FITTINGS ARE TO BE NON MAINTAINED WITH ALL LAMPS SWITCHED AS PER THE LIGHTING CONTROL FOR THAT SPACE UNLESS NOTED OTHERWISE. REFER TO THE SPECIFICATION FOR FURTHER DETAILS OF THE CONFIGURATION AND SWITCHING OF EMERGENCY LIGHTS.			A
ONE-WAY LIGHT SWITCH		ONE-WAY LIGHT SWITCH C/W CIRCUIT IDENTIFICATION ON THE FACEPLATE BEHIND THE SURROUND, MOUNTED AT 1000mm AFFL UNLESS NOTED OTHERWISE. "A" INDICATES THE SWITCH IS TO BE PROVIDED AS AN ARCHITRAVE SWITCH MOUNTED ON THE DOORS ALUMINIUM MULLION	WHITE	CLIPSAL C2000 SERIES 30USM	A
TWO-WAY LIGHT SWITCH		TWO-WAY LIGHT SWITCH C/W CIRCUIT IDENTIFICATION ON THE FACEPLATE BEHIND THE SURROUND, MOUNTED AT 1000mm AFFL UNLESS NOTED OTHERWISE. "A" INDICATES THE SWITCH IS TO BE PROVIDED AS AN ARCHITRAVE SWITCH MOUNTED ON THE DOORS ALUMINIUM MULLION	WHITE	CLIPSAL C2000 SERIES 30USM	A
ROTARY DALI LIGHT SWITCH		ROTARY STANDALONE DALI DIMMER /LIGHT SWITCH C/W CIRCUIT IDENTIFICATION ON THE FACEPLATE BEHIND THE SURROUND MOUNTED AT 1000mm AFFL UNLESS NOTED OTHERWISE.	WHITE	CLIPSAL C2000 SERIES C/W SMARTSCAPE AUTOMATION DALI-RD20-M	A
PROXIMITY DETECTOR SWITCH (PD)		ADJUSTABLE FLUSH RECESSED 360 DEGREE PIR PRESENCE DETECTOR TO OPERATE THE ASSOCIATED LIGHTS FOR A PRE-SET AMOUNT OF TIME. ADJUST THE TIME AND SENSITIVITY ON SITE AS DIRECTED BY THE ENGINEER. SUBMIT DETAILS OF THE MOVEMENT DETECTOR SWITCH FOR APPROVAL PRIOR TO ORDERING. "SM" INDICATES THE DETECTOR IS TO BE PROVIDED WITH A SURFACE MOUNT KIT.	WHITE	CLIPSAL	A
DOOR SWITCH (DS)		HEAVY DUTY PLUNGER STYLE 10 AMP 240 VOLT DOOR SWITCH MOUNTED ON THE DOOR FRAME HEAD TO TURN ON THE ASSOCIATED LIGHT WHEN THE DOOR IS OPENED.	WHITE	REPLEC ETSPDP	A
SINGLE POWER OUTLET		SINGLE POWER OUTLET C/W CIRCUIT IDENTIFICATION ON THE FACEPLATE BEHIND THE SURROUND. MOUNT AT 300mm AFFL U.N.O. RATING 10A U.N.O.	WHITE UNLESS NOTED AS BLACK	CLIPSAL C2000 SERIES	B



ELECTRICAL DESIGN GROUP

ELECTRICAL BUILDING SERVICES CONSULTANTS

P.O. Box 15, SHERWOOD Q. 4075

Phone: (07) 3278 4375

Website: www.edg.net.au Email: brisbane@edg.net.au


C2717a - KINGS CHRISTIAN COLLEGE - REEDY CREEK - GLAS & STUDENT SERVICES KCC49 C2717a-0002(B).xls

ELECTRICAL EQUIPMENT SCHEDULE

REVISION B - 29 JULY 2024

THE EQUIPMENT SUPPLIER CONTACT DETAILS MAY BE AVAILABLE ON THE EDG WEBSITE VIA THE FOLLOWING LINK
www.edg.net.au/links.html

TYPE	LAMPS	DESCRIPTION	COLOUR / ACCESSORY	CATALOGUE No	REV
DOUBLE POWER OUTLET		DOUBLE POWER OUTLET C/W CIRCUIT IDENTIFICATION ON THE FACEPLATE BEHIND THE SURROUND. MOUNT AT 300mm AFFL U.N.O. RATING 10A U.N.O.	WHITE UNLESS NOTED AS BLACK	CLIPSAL C2000 SERIES	B
SINGLE 15A POWER OUTLET SUSPENDED (SUS)		SINGLE 15A POWER OUTLET SUSPENDED TO 1600 AFFL UNLESS NOTED OTHERWISE VIA A 3MM STAINLESS STEEL WIRE ROPE.	WHITE	CLIPSAL "56 SERIES" 56SPO315	A
DOUBLE POWER OUTLET (USB)		DOUBLE POWER OUTLET C/W USB A AND USB C CHARGER , CIRCUIT IDENTIFICATION ON THE FACEPLATE BEHIND THE SURROUND MOUNT AT 300mm AFFL U.N.O. RATING 10A U.N.O.	WHITE UNLESS NOTED AS BLACK	CLIPSAL C2000 SERIES FACEPLATE	B
STAINLESS STEEL (SS)		SS DESIGNATES THE OUTLET IS TO BE PROVIDED AS FLUSH STAINLESS STEEL.	STAINLESS STEEL	CLIPSAL B STYLE	A
DRINK FOUNTAIN OUTLET (DF)		IP54 WEATHERPROOF SINGLE 10 AMP POWER OUTLET C/W COVER FLAP OVER SOCKET MOUNTED WITHIN THE DRINK FOUNTAIN HOUSING.	-	CLIPSAL WSCF227F	A
WEATHERPROOF POWER OUTLET (WP)		IP54 WEATHERPROOF SINGLE / DOUBLE POWER OUTLET AS NOTED ON DRAWING C/W COVER FLAP OVER SOCKET. MOUNT AT MINIMUM 1100mm AFFL U.N.O. RATING 10A U.N.O.	-	CLIPSAL WSCF227F	A
IP56 WEATHERPROOF POWER OUTLET (WP)		IP56 WEATHERPROOF SINGLE / DOUBLE POWER OUTLET AS NOTED ON DRAWING. MOUNT AT MINIMUM 1100mm AFFL U.N.O. RATING 10A U.N.O.	-	CLIPSAL "56 SERIES"	A
RECESS KIT (RK)		VERTICALLY ORIENTATED WALL BOX TO ALLOW THE OUTLET TO BE RECESSED WITHIN THE WALL CAVITY	WHITE	REPELEC RECWP1WH	A
SPECIAL PURPOSE POWER OUTLET		SPECIAL PURPOSE POWER OUTLET. MOUNT AT 300mm AFFL U.N.O. RATING 10A U.N.O. SIZE AND TYPE AS NOTED	-	-	A
HAND DRYER CONNECTION (HD)		THE ELECTRICAL SUB CONTRACTOR IS TO TAKE POSSESSION OF THE HAND DRYER AND INSTALL IT WITH 20A ISOLATING SWITCH WALL MOUNTED CONNECTED TO THE HAND DRYER UNIT AS PER DETAIL. PROVIDE CIRCUIT IDENTIFICATION ON THE FACEPLATE BEHIND THE SURROUND	WHITE	CLIPSAL "C2000 SERIES"	A
SINGLE-PHASE ISOLATOR		SINGLE-PHASE WEATHERPROOF ISOLATOR. MOUNT AT 1350mm AFFL U.N.O. RATING 20A U.N.O. CONNECT TO EQUIPMENT VIA FLEXIBLE CONDUIT.	-	CLIPSAL WHT20	A
THREE-PHASE ISOLATOR		THREE-PHASE WEATHERPROOF ISOLATOR. MOUNT AT 1350mm AFFL U.N.O. RATING 20A U.N.O. CONNECT TO EQUIPMENT VIA FLEXIBLE CONDUIT. "RSD" DENOTES ROLLER SHUTTER DOOR SUPPLY - COORDINATE LOCATION ONSITE WITH MOTOR.	-	CLIPSAL WHT35	A



ELECTRICAL DESIGN GROUP

ELECTRICAL BUILDING SERVICES CONSULTANTS

P.O. Box 15, SHERWOOD Q. 4075

Phone: (07) 3278 4375

Website: www.edg.net.au Email: brisbane@edg.net.au

C2717a - KINGS CHRISTIAN COLLEGE - REEDY CREEK - GLAS & STUDENT SERVICES KCC49 C2717a-0002(B).xls ELECTRICAL EQUIPMENT SCHEDULE

REVISION B - 29 JULY 2024

THE EQUIPMENT SUPPLIER CONTACT DETAILS MAY BE AVAILABLE ON THE EDG WEBSITE VIA THE FOLLOWING LINK www.edg.net.au/links.html					
TYPE	LAMPS	DESCRIPTION	COLOUR / ACCESSORY	CATALOGUE No	REV
MSB		NEW MAIN SWITCHBOARD REFER TO THE NOTES FOR CONSTRUCTION DETAILS AND ADDITIONAL REQUIREMENTS OF MSB. ARRANGE FOR ENERGEX TO APPROVE THE MSB SHOP DRAWINGS			A
EXISTING WESTERN MSB-W		EXISTING WESTERN MAIN SWITCHBOARD MSB-W AND ASSOCIATED CONSUMERS MAINS TO BE REMOVED. REFER TO THE NOTES FOR DETAILS REGARDING THE STAGING / TIMING OF THE REMOVAL OF THE EXISTING MSB-W			A
EXISTING EASTERN MSB-E		EXISTING EASTERN MAIN SWITCHBOARD MSB-E TO REMAIN AS IS. REFER TO THE NOTES FOR DETAILS OF ADDITIONAL DOCUMENTATION REQUIRED TO BE PROVIDED WITHIN MSB-E.			A
MDB		NEW MAIN DISTRIBUTION BOARD REFER TO THE NOTES AND POWER SCHEMATIC FOR CONSTRUCTION DETAILS AND ADDITIONAL REQUIREMENTS OF MDB			A
DB-MS		DISTRIBUTION BOARD DB-MS TO BE PROVIDED AS PER THE DB-MS SCHEDULE REFER TO THE NOTES FOR CONSTRUCTION DETAILS AND ADDITIONAL REQUIREMENTS OF DB-MS			A
DB-DS		DISTRIBUTION BOARD DB-DS TO BE PROVIDED AS PER THE DB-DS SCHEDULE REFER TO THE NOTES FOR CONSTRUCTION DETAILS AND ADDITIONAL REQUIREMENTS OF DB-DS			A
DB-TS		DISTRIBUTION BOARD DB-TS TO BE PROVIDED AS PER THE DB-TS SCHEDULE REFER TO THE NOTES FOR CONSTRUCTION DETAILS AND ADDITIONAL REQUIREMENTS OF DB-TS			A
DB-BD		REPLACE THE EXISTING BUS DEPOT SHED DISTRIBUTION BOARD DB-BD WITH A NEW 72 POLE WALL MOUNTED PANEL BOARD EQUAL TO THE EXISTING DB IN SPECIFICATION. RECONNECT ALL OF THE EXISTING OUTGOING CIRCUITS AND PROVIDE NEW SWITCHGEAR AS NECESSARY TO SUPPLY DB-R. REMOVE THE EXISTING SUPPLY TO THE EXISTING DB-BD AND PROVIDE A NEW CONCEALED SUBMAIN FROM THE NEW MSB AS PER THE POWER SCHEMATIC			A
DB-R		REMOVE THE EXISTING ENERGEX SUPPLY TO THE EXISTING DISTRIBUTION BOARD DB-R ALONG WITH THE EXISTING MAINS, METERING, MEN LINK AND EARTH. PROVIDE DB-R WITH A NEW 63 AMP SUPPLY FROM DB-BS VIA A NEW AERIAL SUBMAIN			A
MSSB-A		NEW BUILDING A MSSB PROVIDED AS PART OF THE MECHANICAL SERVICES SUB CONTRACT. PROVIDE A SUPPLY TO MSSB-A AS PER THE SCHEMATIC.			A
MSSB-B		NEW BUILDING B MSSB PROVIDED AS PART OF THE MECHANICAL SERVICES SUB CONTRACT. PROVIDE A SUPPLY TO MSSB-B AS PER THE SCHEMATIC.			A
DB-TOILET		EXISTING TOILET BLOCK DISTRIBUTION BOARD TO BE REMOVED			B
DB-D		EXISTING BLOCK D DISTRIBUTION BOARD TO BE REMOVED			A
DB-C1		EXISTING DISTRIBUTION BOARD TO REMAIN AS IS JOIN THE EXISTING DB-C1 SUPPLY SUBMAIN IN THE EXITING PIT BELOW THE REDUNDANT MSB AND EXTEND IT TO THE NEW MDB.			A
DB-G		EXISTING DISTRIBUTION BOARD TO REMAIN AS IS REMOVE THE EXISTING DB-G SUPPLY SUBMAIN AND REPLACE IT WITH A NEW SUBMAIN SUPPLIED FROM THE NEW MDB.			A
DB-S		EXISTING DISTRIBUTION BOARD TO REMAIN AS IS JOIN THE EXISTING DB-S SUPPLY SUBMAIN IN THE EXITING PIT BELOW THE REDUNDANT MSB AND EXTEND IT TO THE NEW MDB.			A
DB-K		EXISTING DISTRIBUTION BOARD TO REMAIN AS IS JOIN THE EXISTING DB-K SUPPLY SUBMAIN IN THE EXITING PIT BELOW THE REDUNDANT MSB AND EXTEND IT TO THE NEW MDB.			A

C2717a-0002(B).xls

Pages inc. any attach. 5 of 7



ELECTRICAL DESIGN GROUP

ELECTRICAL BUILDING SERVICES CONSULTANTS

P.O. Box 15, SHERWOOD Q. 4075

Phone: (07) 3278 4375


Website: www.edg.net.au Email: brisbane@edg.net.au

C2717a - KINGS CHRISTIAN COLLEGE - REEDY CREEK - GLAS & STUDENT SERVICES KCC49 C2717a-0002(B).xls ELECTRICAL EQUIPMENT SCHEDULE

REVISION B - 29 JULY 2024

THE EQUIPMENT SUPPLIER CONTACT DETAILS MAY BE AVAILABLE ON THE EDG WEBSITE VIA THE FOLLOWING LINK
www.edg.net.au/links.html

TYPE	LAMPS	DESCRIPTION	COLOUR / ACCESSORY	CATALOGUE No	REV
DB-LP		EXISTING DISTRIBUTION BOARD TO REMAIN AS IS REMOVE THE EXISTING DB-LP SUPPLY SUBMAIN AND REPLACE IT WITH A NEW SUBMAIN SUPPLIED FROM THE NEW MDB.			A
DB-LP - P1		PROVIDE A NEW 3 PHASE 6MM CIRCUIT DB-LP - P1 SUPPLIED FROM DB-LP PROTECTED VIA A 40 AMP THREE PHASE CIRCUIT BREAKER C/W 30mA RCD PROTECTION TO THE NEW SEWAR PUMP CONTROL PANEL COORDINATE THE LOCATION AND CONFIRM THE REQUIRED SIZE WITH THE HYDRAULIC CONTRACTOR ON SITE			B
DB-NS		EXISTING DISTRIBUTION BOARD TO REMAIN AS IS JOIN THE EXISTING DB-NS SUPPLY SUBMAIN IN THE EXITING PIT BELOW THE REDUNDANT MSB AND EXTEND IT TO THE NEW MDB.			A
M1		SUPPLY AUTHORITY NATIONAL ELECTRICITY MARKET CODE COMPLIANT LV MAXIMUM DEMAND TARIFF METER C/W ALL NECESSARY CABLING AND CTS ETC.			A
M2		PROVIDE A MULTIFUNCTION METER THAT LOGS THE FOLLOWING ACROSS EACH PHASE, DEMANDS , VOLTAGES, POWER FACTORS, AND HARMONICS.			A
COMMUNICATIONS RACK CR-LP		EXISTING LP BUILDING COMMUNICATIONS RACK TO BE PROVIDED WITH ADDITIONAL PATCH PANELS TO ACCOMMODATE THE NEW COMMUNICATIONS OUTLETS. LOWER THE EXISTING RACK MOUNTED EQUIPMENT AS NECESSARY.			A
COMMUNICATIONS RACK CR-G		EXISTING BLOCK G COMMUNICATIONS RACK TO REMAIN AS IS			B
DATA GATHERING PANEL (DGP)		EXISTING BLOCK G SECURITY DATA GATHERING PANEL TO REMAIN AS IS			B
COMMUNICATIONS OUTLET		RJ45 CAT-6 COMMUNICATIONS OUTLET, CABLED BACK TO A CAT 6 PATCH PANEL IN COMMUNICATIONS RACK CR-LP VIA 4-PAIR CAT-6 UTP CABLE. MOUNT UP TO 3 RJ45 OUTLETS PER MULTI-GANG FACEPLATE WITH SEPARATE PERMANENT LABELLING FOR EACH OUTLET. MOUNT AT 300 AFFL U.N.O	WHITE	CLIPSAL C2000 SERIES	A
CABLE ACCESS (A1)		PROVIDE A1 AS MULTIPLE WALL MOUNTED FACEPLATES POSITIONED AS PER THE ARCHITECTURAL DETAIL. PROVIDE THE OUTLET CONFIGURATION AND CABLING AS PER THE A1 / A2 FACEPLATE SCHEMATIC. PROVIDE THE GPO AS A CONVENTIONAL GPO CIRCUITED AS SHOWN AND THE RJ45 OUTLETS AS CONVENTIONAL COMMUNICATIONS OUTLETS CABLED TO THE COMMUNICATIONS RACK. PROVIDE THE HDMI PORT AS A FACTORY TERMINATED FEMALE PORT CABLED TO THE A2 HDMI PORT VIA A HDMI 2 CABLE LESS THAN 5M IN LENGTH.	BLACK	CLIPSAL C2000 SERIES	A



ELECTRICAL DESIGN GROUP

ELECTRICAL BUILDING SERVICES CONSULTANTS

P.O. Box 15, SHERWOOD Q. 4075

Phone: (07) 3278 4375

Website: www.edg.net.au Email: brisbane@edg.net.au

C2717a - KINGS CHRISTIAN COLLEGE - REEDY CREEK - GLAS & STUDENT SERVICES KCC49 C2717a-0002(B).xls

ELECTRICAL EQUIPMENT SCHEDULE

REVISION B - 29 JULY 2024

THE EQUIPMENT SUPPLIER CONTACT DETAILS MAY BE AVAILABLE ON THE EDG WEBSITE VIA THE FOLLOWING LINK
www.edg.net.au/links.html

TYPE	LAMPS	DESCRIPTION	COLOUR / ACCESSORY	CATALOGUE No	REV
CABLE ACCESS (A2)		PROVIDE A2 AS MULTIPLE WALL MOUNTED FACEPLATES POSITIONED AS PER THE ARCHITECTURAL DETAIL. PROVIDE THE OUTLET CONFIGURATION AND CABLING AS PER THE A1 / A2 FACEPLATE SCHEMATIC. PROVIDE THE GPO AS A CONVENTIONAL GPO CIRCUITED AS SHOWN AND THE RJ45 OUTLETS AS CONVENTIONAL COMMUNICATIONS OUTLETS CABLED TO THE COMMUNICATIONS RACK. PROVIDE THE HDMI PORT AS A FACTORY TERMINATED FEMALE PORT CABLED TO THE A1 HDMI PORT VIA A HDMI 2 CABLE LESS THAN 5M IN LENGTH.	BLACK	CLIPSAL C2000 SERIES	A